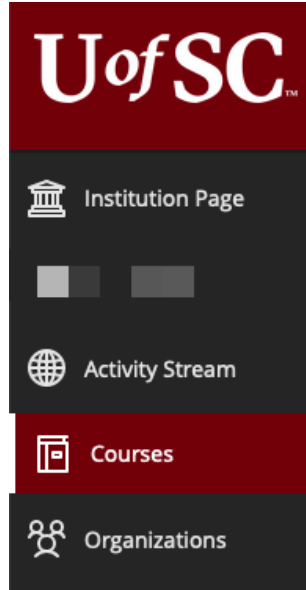
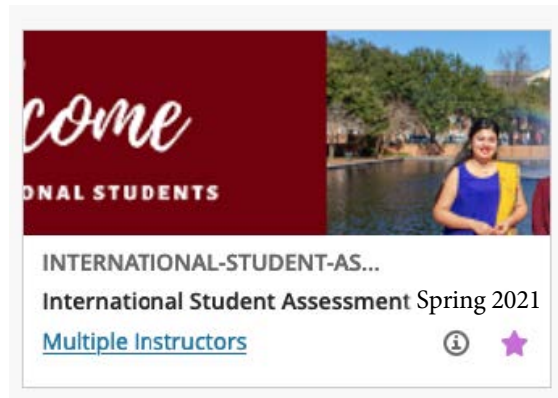


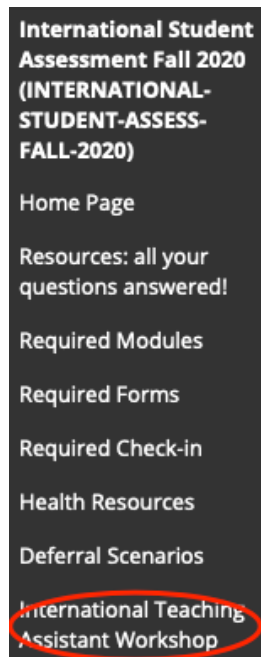
1. The ITA Workshop is up on the International Student Assessment Spring 2021” Blackboard page. To access the workshop, visit <https://blackboard.sc.edu>. Then, click the “Courses” link in the menu on the left side of the screen.



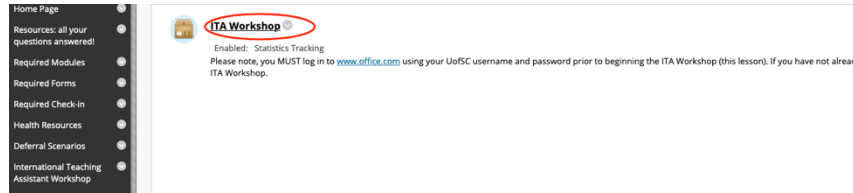
2. From there, you should see a course labeled “International Student Assessment Spring 2021.” Click the tile/link to enter the course:



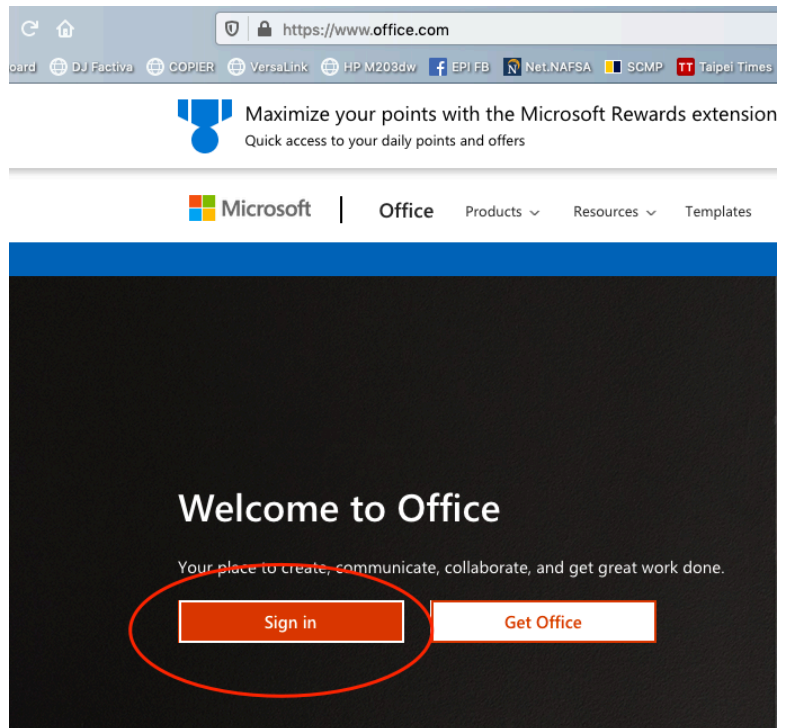
3. Once inside the course, they should click the link that says, “International Teaching Assistant Workshop.”



4. From there, students will click the link that says “ITA Workshop” to enter the workshop.



5. Please note, prior to entering the workshop, students should log in to www.office.com using their username and password to ensure that they see and can respond to the quizzes in the module.



If students have ANY TECHNICAL ISSUES, they should contact DoIT by visiting www.sc.edu/ithelp.